



QUALITY PACKAGED CONCRETE PRODUCTS NATIONWIDE

Description:

PAKMIX® Concrete Mix is a specially formulated blend of Portland cement, sand and gravel ideal for use where a thickness of two inches or greater is required. All ingredients are thoroughly premixed to ensure maximum strength and workability. Simply add water.

Suggested Uses:

- ▶ Setting Posts.
- ▶ Deck Supports.
- ▶ Footings.
- ▶ Curbs.
- ▶ Sidewalks.
- ▶ Steps.
- ▶ Patios.
- ▶ Concrete Floors.

Preparation:

All surfaces should be clean and free of oil, gas, paint, grease, etc., before applying mix. A stone or gravel base is recommended for all work on grade.

Directions for Mixing:

Pour PAKMIX® Concrete Mix into a clean wheelbarrow, mortar box or similar easy-to-use container. Form a crater with a shovel or hoe in the center of the dry mix. Pour clean water into the crater at the rate of one quart per 20 lbs. of PAKMIX® Concrete Mix. If this is too stiff, add more water one cup at a time. Avoid a soupy mix – over watering will weaken the strength considerably.

Items you may need:

- ▶ Wheelbarrow, Mortar Box or Mixer.
- ▶ Trowel and/or Float.
- ▶ Shovel or Hoe.
- ▶ Tools and Materials for Building Forms.
- ▶ Broom.

Packaging & Yields:

80 pound (80 lb.) bag yields approximately 4 sq. ft., x 2" thick or approximately 3/5 cu. ft. wet volume.

60 pound (60 lb.) bag yields approximately 3 sq. ft., x 2" thick or approximately 9/20 cu. ft. wet volume.

40 pound (40 lb.) bag yields approximately 4 sq. ft., x 1" thick or approximately 3/10 cu. ft. wet volume.

For Best Results:

Use only when the temperature is 40° F and rising. In cold weather use warm – not hot water for mixing.

Apply freshly mixed PAKMIX® Concrete Mix immediately. Do not retemper the mix after initial mixing.

Dampen the surface of the work area before applying the new material.

For a rough or non-slip surface, use a wooden float or a

broom. For a smooth finish, use a steel trowel. Avoid over-troweling.

When using PAKMIX® Concrete Mix for deep patching, roughen the existing surface. The use of PAK-MIX® Cement

Fortifier, PAKMIX® Concrete Glue or another quality bonding agent is recommended.

Allow the new concrete to set firmly, then keep moist for at least three (3) days by an occasional fine spraying with water. Covering the surface with plastic film or damp burlap is beneficial. Spraying on Pakmix® Cure & Seal is recommended.

Clean Up:

Clean up is simple and easy with soap and water. Rinse tools before material hardens.


Caution:

PAKMIX® Concrete Mix contains Portland cement. As with any cement materials, direct contact may irritate eyes and skin. Wear protective clothing, gloves and eye protection when using the product. If any material gets into the eyes, rinse immediately and contact a physician. Wash exposed skin areas promptly with water. Do not take internally.

Harmful if inhaled. This product contains Free Silica (CAS# 14808-60-7). When Free Silica is inhaled, it may cause delayed respiratory and other health problems. Free Silica has been listed by I.A.R.C. as a possible carcinogen based upon laboratory animal test data and limited evidence of human carcinogenicity. Avoid breathing cement dust. Keep the bag closed when not in use, and use only in well-ventilated areas. Follow OSHA Safety and Health Standards for crystalline silica. If the product must be used in an enclosed area, use a NIOSH approved dust respirator.


Keep Out of Reach of Children:

Material safety data sheet available upon request.




40 LB BAG

0 43111 01281 4




60 LB BAG

0 43111 01481 8



80 LB BAG

0 43111 01681 2



90 LB BAG

0 43111 01781 9



605 Industrial Way, Dixon, California 95620
(800) 272-5649 • FAX (707) 693-9349
www.pakmix.com

CONCRETE MIX
PRO LINE

CONCRETE MIX